



PRODUCT CATALOGUE

REDUCE >> REUSE >> RECYCLE

MB CRUSHER: ADVANCED, VERSATILE, TOUGH.

For over 20 years **MB CRUSHER** has been designing **and manufacturing** attachments for heavy equipment regardless of size. Perseverance and resilience led the company to invent the first jaw crusher for excavators.

Investing in technology research contributed to the development of MB's products that can be installed on any carrier machine, turning them into real mobile crushers while improving the machine's performance and allowing companies to use the resources available in their job sites.

MB CRUSHER has evolved over the years and has become the **benchmark for the construction equipment industry around the world** today.

With a full range of products to give companies the solutions that they are looking for.



MB CRUSHER HAS SOLUTIONS FOR EVERY CARRIER MACHINE

Crushers, screening buckets, shafts screeners, drum cutters, sorting grapples.

MB CRUSHER provides entrepreneurs with the widest range of attachments capable of **making construction sites** of any size, **independent and competitive** regardless of the job's nature and scope of action.

All of MB CRUSHER's equipment was designed to solve **all kinds of obstacles**, even the most extreme. From skid steers, backhoes, telehandlers, mini and midi excavators, from 1,3 ton machines to excavators weighing 70 ton; **there will be a suitable MB CRUSHER unit.**

Installation is straightforward and quick, whether it's for the larger machines in the MB range or the small ones.

PRODUCTS GUARANTEED AND CERTIFIED QUALITY

Guaranteeing a safe product, that is compliant with international regulations is essential for everyone at MB CRUSHER. All aspects (from assembly to the finished product) are constantly certified, to meet the markets' needs and to **guarantee** the customer receives a product that **is accredited for its good quality.**

100% MADE IN ITALY

MB Crusher is an **Italian company** with a worldwide presence. All of the equipment's production phases take place at the headquarters in Fara Vicentino, Italy.

More than 484,400 SqFt host research and development laboratories, production departments, sales, marketing and administrative offices. Here, every piece of equipment is designed, assembled and distributed to international markets by more than **250 people**. Brazil, China, France, Germany, Japan, India, Russia and United States.

There are 9 subsidiaries abroad that support the headquarters to promote and distribute the products to all continents. And a network of over 950 dealers helps sell MB Crusher's products to **over 150 countries.**



Learn more

PRODUCT CERTIFICATIONS

2006/42/CE	2014/68/UE
Machinery directive	PED directive

EN 12100:2010
Safety in machinery design

QUALITY CERTIFICATION

ISO 9001:2015
Quality Management Systems

PROCESS CERTIFICATIONS

UNI EN ISO 9606-1:2017
UNI EN ISO 14732:2013
UNI EN ISO 15614-1: 2008
Organization with qualified welding processes and personnel

WITH MB CRUSHER

YOU CRUSH EVEN TIME.

ONE ATTACHMENT TO WORK
FASTER AND SAVE MONEY.



WATCH THE VIDEO

With
MB

8
MINUTES

It is how long
it takes **FOR**
MB CRUSHER
to process the
material.

1
ATTACHMENT

This is why MB
CRUSHER's
units are used
on many job
sites around the
world. Because
it **replaces 3**
machines with
just **one unit**.



The jobsite
becomes
**environment-
friendly**:
-less CO₂
-no landfill
disposals
-reduce pollution
emissions
from vehicles
transporting
material.

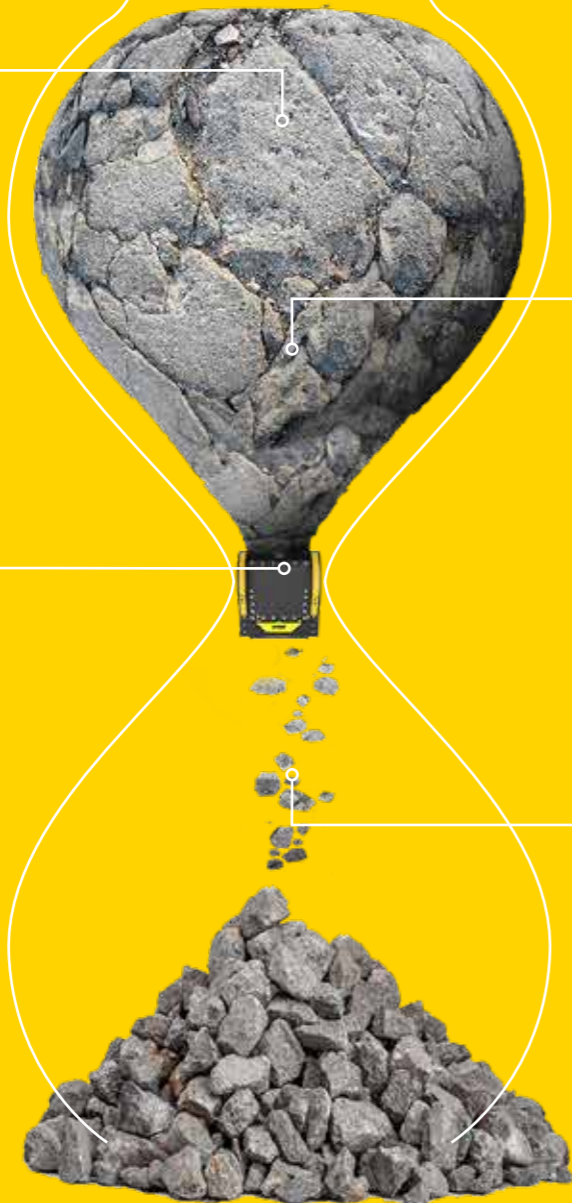
Without
MB

240
MINUTES

is the average
time to process
9 tons of material
WITHOUT MB
CRUSHER.

3
VEHICLES
INVOLVED

3 are the
machines involved
to collect,
transport and
process materials
WITHOUT MB
CRUSHER.



BEFORE/AFTER

MB CRUSHER'S IMPACT ON DIFFERENT MATERIALS



MB CRUSHER units transform waste directly
on the job site and allow you to independent
recover and recycle material.

BUILDING OR CONSTRUCTION MATERIALS

Demolition waste
Excavated soil
Asphalt
Reinforced concrete
Bricks




ROCKS

Coal
Porphyry
Limestone
Granite
Basalt
Marble
River Stone
Calcium carbonate-
gypsum

ORGANIC MATERIALS

Foliage
Sand and soil



FOUNDRY WASTE AND METALS

Casting mold waste
and slag
Foundry sand
Copper slag
Iron
Steel and aluminium
slag

WASTE

Garbage
Nylon and plastic
Bituminous waste
Glass
Ceramics



POLES AND COLUMNS

Concrete slabs
Concrete pipes
Gratings
Vineyard poles
Light poles
Railway sleepers

DON'T SEE YOUR MATERIAL?

CONTACT US



MB CRUSHER BUCKETS



FOR EXCAVATORS,
BACKHOES, LOADERS
AND SKID STEERS

6,610 - 220,460 lb

FIND OUT MORE



REDUCED VIBRATION

Control devices reduce vibration on the arm of the carrier machine.



HYDRAULIC PROTECTION

The latest hydraulic system extends and protects the life of the excavator.



LOW NOISE

The frame is designed to minimize noise and vibration while crushing.



EASY MAINTENANCE

Quick and easy maintenance: no oil change required.



GUARANTEED OUTPUT SIZE

Regular output size is guaranteed even with worn out jaws.



WIDE MOUTH OPENING

Widest crusher mouth opening per weight of the equipment, available on the market.



OPTIMAL DESIGN

Designed to pick up and process material with ease while guaranteeing quality and increased production rates.

The jaw crushers turn any carrier into a real mobile crusher. MB CRUSHER's range of crusher buckets is the largest in the world with **over 90% world's market share.**

APPLICATION AREAS



DEMOLITIONS



ROAD WORKS



QUARRIES



MINES



TUNNELS



ENCLOSED SPACES



PIPELINES



RECYCLING AGGREGATES



URBAN CONSTRUCTION SITES



FOUNDRIES



FOREST MAINTENANCE

MB CRUSHER BUCKETS



FOR EXCAVATORS
AND BACKHOE
LOADERS

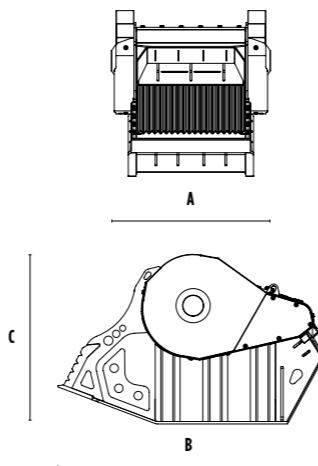
14,330 - 220,460 lb

FIND OUT MORE

Installed on heavy equipment, MB's jaw crushers transform waste into ready-to-use material in a single crushing phase. They are versatile and high-performing machines, created to meet the needs to crush materials in quarries, landfills, urban and non-urban construction sites regardless of the location's size.



DIMENSIONS



MODELS



	UNITS	MB-C50 S4	BF60.1 S4	BF70.2 S4	BF80.3 S4	BF90.3 S4	BF120.4 S4	BF135.8	BF150.10
Recommended excavator	lb	14,330 - 22,050	22,050 - 39,680	35,270 - 55,120	40,790 - 63,930	46,300 - 70,550	66,140 - 99,210	94,800 - 176,370	154,320 - 220,460
Recommended backhoe loader	lb	17,640 - 19,840*	-	-	-	-	-	-	-
Weight	lb	1,653	3,637	5,071	6,614	7,716	10,582	16,535	25,353
Load capacity	cy	0.20	0.72	0.85	0.92	1.18	1.70	2.35	3.00
Pressure	PSI	2,901 - 3,626	3,191 - 4,061	3,191 - 4,061	3,191 - 4,061	3,191 - 4,061	3,191 - 4,061	3,336 - 4,061	3,336 - 4,061
Back pressure	PSI	< 145	< 145	< 145	< 145	< 145	< 145	< 145	< 145
Oil flow rate**	gal/min	24 - 32	32 - 40	40 - 58	40 - 58	48 - 58	50 - 66	85 - 100	100 - 114
Mouth width	in	23	24	29	35	36	47	51	57
Mouth height	in	11	20	20	20	21	21	24	28
Size A	in	39	39	45	52	53	64	74	84
Size B	in	49	69	79	76	86	86	118	142
Size C	in	30	43	47	52	55	55	67	85
PRODUCTIVITY									
15 mm	cy/h	5	9	12	13	16	20	-	-
20 mm	cy/h	6	10	13	14	17	21	-	-
30 mm	cy/h	8	12	16	17	20	25	-	-
40 mm	cy/h	10	14	18	20	23	29	51	-
50 mm	cy/h	12	15	21	22	26	32	57	-
60 mm	cy/h	13	17	24	25	29	36	62	-
70 mm	cy/h	-	19	26	27	32	40	68	-
80 mm	cy/h	-	21	29	30	36	43	74	-
90 mm	cy/h	-	22	31	33	39	47	80	-
100 mm	cy/h	-	24	34	35	42	51	86	-
110 mm	cy/h	-	26	37	38	45	54	92	96
120 mm	cy/h	-	27	39	41	48	58	97	100
130 mm	cy/h	-	30	41	43	51	62	103	108
135 mm	cy/h	-	-	44	44	54	64	106	110
140 mm	cy/h	-	-	-	-	55	65	109	115
145 mm	cy/h	-	-	-	-	-	69	112	119
150 mm	cy/h	-	-	-	-	-	-	115	124
200 mm	cy/h	-	-	-	-	-	-	-	157

OPTIONAL ACCESSORIES

24 MONTH WARRANTY



HOURLY METER



IRON SEPARATOR 24 V



DUST SUPPRESSION KIT



* Installable on the backhoe loader boom only.
** The minimum hydraulic flow rate value must be alongside the required operating pressure.

To obtain the values in ton/h, multiply the data listed in the table by the specific weight of your material. These values are indicative only, estimated with materials of medium load capacity.

MB CRUSHER BUCKETS



FOR EXCAVATORS,
BACKHOES, LOADERS
AND SKID STEERS

6,610 - 37,480 lb

FIND OUT MORE



Mounted on loaders, skid steers, backhoe loaders, mini-excavators and excavators they crush any type of inert material. Despite their compact size, they offer high productivity standards while maintaining the unique performance characteristics that MB CRUSHER buckets have. They provide solutions for any needs that arise in small construction sites and particularly tight spaces.



OPTIONAL ACCESSORIES

24 MONTH WARRANTY



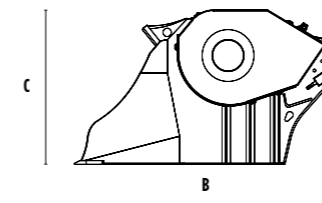
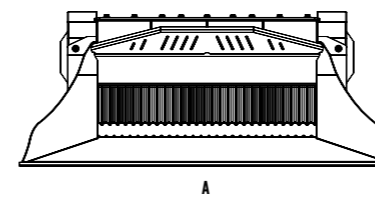
HOURLY METER



DUST SUPPRESSION KIT



DIMENSIONS



MODELS

	UNITS	MB-L120 S2	MB-L140 S2	MB-L160 S2	MB-L200 S2	
Recommended excavator	lb	16,540 - 26,460	16,540 - 28,660	24,250 - 35,270	26,460 - 37,480	
Recommended backhoe loader/Loader*	lb	11,020 - 19,840	11,020 - 22,050	15,430 - 24,250	15,430 - 26,460	
Recommended skid steer loader*	lb	6,610 - 13,230	6,610 - 13,230	11,020 - 15,430	13,230 - 17,640	
Weight	lb	2,095	2,161	3,197	3,307	
Load capacity	cy	0.25	0.26	0.46	0.56	
Pressure	PSI	2,901 - 3,626	2,901 - 3,626	2,901 - 4,061	2,901 - 4,061	
Back pressure	PSI	< 145	< 145	< 145	< 145	
Oil flow rate**	gal/min	25 - 32	26 - 40	29 - 53	32 - 53	
Mouth width	in	31	31	46	47	
Mouth height	in	10	10	11	11	
Size A	in	48	60	64	80	
Size B	in	48	48	51	56	
Size C	in	31	31	33	33	
		PRODUCTIVITY				
OUTPUT ADJUSTMENT	15 mm	cy/h	8	10	12	13
	20 mm	cy/h	9	12	13	15
	30 mm	cy/h	12	14	17	18
	40 mm	cy/h	14	17	20	22
	50 mm	cy/h	17	20	23	25
	60 mm	cy/h	18	21	26	29

* Please verify machine's Rated Operating Capacity.
** The minimum hydraulic flow rate value must be alongside the required operating pressure.

To obtain the values in ton/h, multiply the data listed in the table by the specific weight of your material. Indicative values only, estimated with the medium toughness of the materials.

MB SCREENING BUCKETS



FOR EXCAVATORS,
BACKHOES AND
LOADERS

13,230 - 110,230 lb

FIND OUT MORE



OPTIMAL SIZE

designed to pick up and process material with ease.



CHANGE SCREENING PANELS

quick and easy.



LOADING STRAIN CONTROL SYSTEM

A device that reduces stress on the machine while loading material.



MAINTENANCE

simple, fast, and centralized.



HIGH PRODUCTION

Thanks to the cone-shaped basket depth and size.

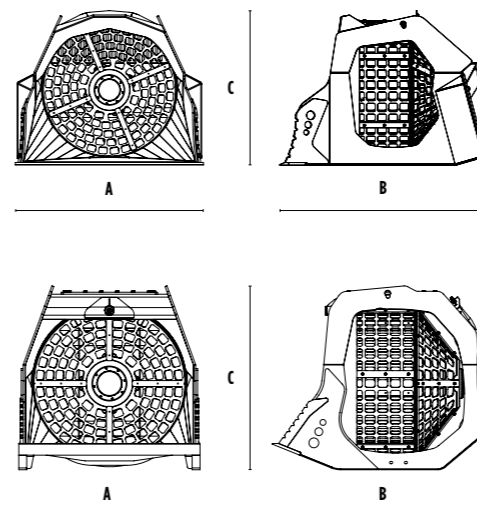
Installed on the carrier machine, MB screening buckets are the ideal tool to select and screen inert material, both before and after the crushing phase. Crucial in all situations where different size materials are necessary.



APPLICATION AREAS



DIMENSIONS



MODELS



	UNITS	MB-LS170 S2	MB-LS220 S2	MB-S10 S4	MB-S14 S4	MB-S18 S4	MB-S23
Recommended excavator	lb	-	-	13,230 - 19,840	19,840 - 44,100	44,100 - 77,160	77,160 - 110,230
Recommended backhoe loader	lb	17,640 - 35,100	-	17,640 - 19,840*	-	-	-
Recommended loader**	lb	17,640 - 35,100	35,100 - 55,120	-	-	-	-
Weight	lb	3,197	6,173	904	2,425	4,409	8,069
Load capacity	cy	1.44	3.14	0.42	1.44	3.14	4.90
Pressure	PSI	2,321 - 2,901	2,901 - 3,626	1,885 - 2,176	2,176 - 2,901	2,901 - 3,626	4,641 - 5,076
Back pressure	PSI	< 290	< 290	< 290	< 290	< 290	< 73
Oil flow rate***	gal/min	21 - 26	32 - 37	11 - 16	16 - 21	32 - 37	42 - 48
Basket diameter	in	47	63	31	47	63	78
Basket depth	in	35	48	22	35	48	59
Size A	in	66	86	37	55	72	91
Size B	in	76	93	48	67	89	112
Size C	in	54	70	40	57	74	93

OPTIONAL ACCESSORIES

24 MONTH WARRANTY



OUR METER



BASKET PROTECTION KIT



DUST SUPPRESSION KIT



* Installable on the backhoe loader boom only.
** Please verify machine's Rated Operating Capacity.
*** The minimum hydraulic flow rate value must be alongside the required operating pressure.

MB SHAFTS SCREENERS



FOR EXCAVATORS,
BACKHOES, LOADERS
AND SKID STEERS

2,870 - 99,210 lb

FIND OUT MORE



EASY MAINTENANCE

Simple, fast,
and centralized
maintenance.



HIGH PRODUCTION

The optimal design and
large loading volume
ensures high and optimal
production rates.



MODERATE NOISE EMISSIONS

The frame is
designed to
minimize noise
and vibration.



SHAFTS REPLACEMENT SYSTEM

The process to
replace the shafts
can be executed
directly on site
simply and safely.



AUTOMATIC HYDRAULIC BUFFER SYSTEM

to protect the engine
and transmission.

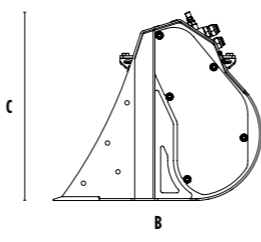
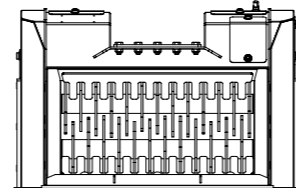
Installed on the carrier
machine, they select
materials directly on site.
Ideal for large and small
construction sites.
Thanks to the rotating shaft
kits that can be replaced
right on the job site, you can
process different material
whenever you need to.



APPLICATION AREAS



DIMENSIONS



MODELS

	UNITS	MB-HDS207	MB-HDS307	MB-HDS212	MB-HDS312	MB-HDS214	MB-HDS220	MB-HDS412	MB-HDS314	MB-HDS320	MB-HDS323	MB-HDS523
Recommended excavator	lb	2,860 - 6,170	5,510 - 11,020	11,020 - 22,050	15,430 - 24,250	19,840 - 28,660	-	22,050 - 30,860	28,660 - 44,100	39,680 - 55,910	48,500 - 77,160	66,140 - 99,210
Recommended backhoe loader/loader**	lb	6,610 - 8,820*	8,820 - 13,230*	17,640 - 19,840*	-	17,640 - 28,660	15,430 - 24,250	-	19,840 - 30,860	24,250 - 30,860	26,460 - 35,270	-
Recommended skid steer loader**	lb	-	-	6,610 - 8,820	-	8,820 - 22,050	9,920 - 22,050	-	-	-	-	-
Weight	lb	216	375	1,058	1,587	1,087	2,205	2,646	3,086	4,629	5,291	7,386
Load capacity	cy	0.07	0.10	0.20	0.46	0.52	0.78	0.72	1.18	1.77	2.16	2.62
Pressure	PSI	2,901 - 3,191	2,901 - 3,191	2,901 - 3,626	2,901 - 3,626	2,901 - 3,626	3,336 - 4,061	3,336 - 4,061	3,336 - 4,061	3,626 - 4,351	3,626 - 4,351	3,626 - 4,351
Oil flow rate***	gal/min	7 - 9	7 - 9	20 - 26	20 - 26	20 - 32	24 - 70	24 - 40	26 - 42	32 - 42	32 - 42	61 - 66
Size A	in	29	30	48	49	54	87	49	56	81	92	92
Size B	in	21	28	32	39	44	42	48	53	53	59	59
Size C	in	19	23	28	35	37	35	44	49	49	49	64

OPTIONAL ACCESSORIES

24 MONTH WARRANTY



LOAD CAPACITY INCREASE KIT*



SHAFT HOLDER



SHAFT KIT

PAGE 20

*available only for MB-HDS207 model

* Installable on the backhoe loader boom only.
** Please verify machine's Rated Operating Capacity.
*** The minimum hydraulic flow rate value must be alongside the required operating pressure.

MB DRUM CUTTERS



FOR EXCAVATORS
AND SKID STEER
LOADERS

7,720 - 77,160 lb

FIND OUT MORE



REPLACING THE DRUMS

The drum heads can be replaced directly on the job site.

Ideal for applications that require you to grind compact materials efficiently and accurately. They are the only drum cutters on the market that feature the Direct Drive Twin Motor System, which distributes the force of two drums according to the power required.



SUBMERSION

Suitable for **underwater** work.



REDUCED VIBRATION

Equipped with the **no torsion system** that reduces transverse stress on the arm of the excavator.



RELIABLE

Devices available to reduce the excavator's oil temperature during heavy use.



STRONGER

Equipped with **power boost** to evenly distribute the power to the rotary cutter that needs more force.



DURABLE

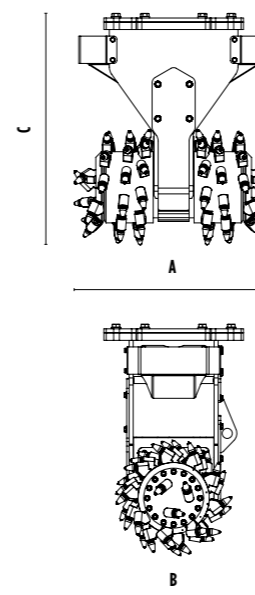
Equipped with **wear-resistant plates** to protect the central body.



APPLICATION AREAS



DIMENSIONS



MODELS

	UNITS	MB-R500	MB-R700	MB-R800	MB-R900
Recommended excavator	lb	7,720 - 24,250	13,230 - 28,660	22,050 - 48,500	41,490 - 77,160
Recommended skid steer loader*	lb	7,720 - 13,230	13,230 - 22,050	-	-
Weight	lb	661	1,323	2,205	3,086
Cutting width	in	18	35	40	44
Pick force	ft lb	14,456	14,456	25,003	29,502
Speed/Min. (minimum - maximum)	rpm	80 - 120	80 - 110	60 - 80	60 - 80
Output torque	Nm	5,000	5,000	10,000	13,200
Pressure	PSI	4,351 - 5,076	4,351 - 5,076	4,351 - 5,076	4,351 - 5,076
Back pressure	PSI	< 58	< 58	< 58	< 58
Oil flow rate**	gal/min	16 - 32	29 - 48	53 - 79	66 - 92
Drum diameter	in	20	20	24	27
Size A	in	20	35	40	44
Size B	in	20	20	24	27
Size C	in	32	37	44	54

* Please verify machine's Rated Operating Capacity.
** The minimum hydraulic flow rate value must be alongside the required operating pressure.

OPTIONAL ACCESSORIES

24 MONTH WARRANTY



INTERCHANGEABLE DRUM KIT (LOW-SET / FULL-SET)



ROCK AND ASPHALT PICK KITS



DUST SUPPRESSION KIT



DRUM COVER KIT**



CUTTING DEPTH ADJUSTMENT KIT**



*CUTTER BODY ROTATION KIT**
*needs rotation system



POWER TRANSMISSION KIT**



**only available for MB-R500 model

SORTING GRAPPLES MB



FOR EXCAVATORS

2,860 - 66,140 lb

COUPLING SYSTEM

Inclined coupling system increases the attachment's reach.



SAFE

Equipped with a **safety valve** that prevents the claws opening in case of pressure loss.



LOW NOISE EMISSIONS

thanks to the silent blocks.



REPLACEABLE BLADES

The reversible and double-sided blades can be replaced on site.




ACCESSORIES

Equipped with accessories that allow the grapples to be utilized on various application areas.

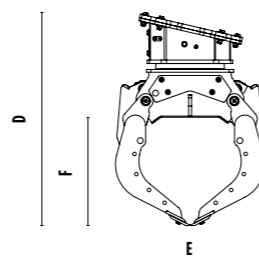
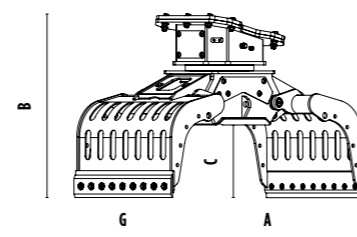
Designed to select and handle any type of solid material. Thanks to the interchangeable claws and the 360° rotation, the grapples can handle large loads and odd shapes.



APPLICATION AREAS



DIMENSIONS



MODELS



	UNITS	MB-G350 S4	MB-G400 S4	MB-G450 S4	MB-G500 S4	MB-G600 S4	MB-G900 S4	MB-G1000 S4	MB-G1200 S4	MB-G1500 S4
Recommended excavator	lb	2,860 - 5,730	5,290 - 8,820	7,720 - 12,120	11,020 - 17,640	15,430 - 26,460	26,460 - 39,680	39,680 - 55,120	39,680 - 66,140	44,100 - 66,140
Weight	lb	187	441	635	926	1,389	1,720	3,257	3,637	4,520
Capacity (claws closed)	cy	0.04	0.10	0.13	0.24	0.31	0.56	0.58	0.93	1.87
Rotation	Degree	360°	360°	360°	360°	360°	360°	360°	360°	360°
Oil pressure (rotation)	PSI	1,885 - 2,466	1,885 - 2,466	2,176 - 2,901	2,321 - 2,901	2,321 - 2,901	2,321 - 3,191	2,901 - 3,626	2,901 - 3,626	2,901 - 3,626
Oil flow rate (rotation)	gal/min	1 - 3	2 - 3	3 - 5	4 - 7	7 - 9	4 - 9	16 - 21	8 - 11	8 - 11
Maximum oil pressure (opening - closing)	PSI	2,611 - 3,191	2,611 - 3,191	2,611 - 3,191	2,611 - 3,626	3,626 - 4,351	4,351 - 5,076	4,351 - 5,076	4,351 - 5,076	4,351 - 5,076
Maximum oil flow rate (opening - closing)	gal/min	4 - 5	5 - 7	5 - 8	8 - 11	13 - 16	16 - 18	18 - 24	18 - 24	18 - 24
Size A	in	31	41	51	59	67	73	73	83	98
Size B	in	22	31	34	39	45	48	54	57	65
Size C	in	9	13	17	16	19	21	20	23	32
Size D	in	35	32	38	43	51	56	59	66	77
Size E	in	19	27	30	34	38	39	47	47	55
Size F	in	11	15	20	21	25	29	25	32	44
Size G	in	14	16	19	22	26	37	40	49	60


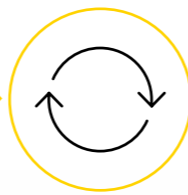
OPTIONAL ACCESSORIES

PAGE 21

SHAFT KIT

FOR SHAFT SCREENERS Page 14-15

SHAFTS EASILY
REPLACEABLE ON SITE



RQ8/RQ15/RQ20/RQ50 SIFTING KIT


ADJUSTMENT* 0.30.6/0.8/2.0 in

APPLICATION Sifting damp/dry soil
Soil aeration



RM MIXER KIT

APPLICATION Soil Aeration
Compost Aeration
Charcoal reduction
Glass reduction
Drywall reduction



RC COMPOST KIT

ADJUSTMENT* 1.4 in

APPLICATION Shredding foliage
and small branches
Composting

RE8/RE16 FINE SIFTING KIT

ADJUSTMENT* 0.3/0.6 in

APPLICATION Sifting damp/dry soil

* Shafts in closed position.

OPTIONAL ACCESSORIES

Page 18-19 FOR SORTING GRAPPLERS

ELECTRICAL KIT (FOR 2 HOSE FUNCTIONALITY) 12 V

Utilize the 360° rotation even with excavators that only have two hoses.



REMOTE POWER CONTROL SYSTEM

Managing the claws' closing force directly from the cabin.



ROTATION POWER EXTENDER KIT

To duplicate the grapple's rotational force and allow you to handle heavy materials with ease.



SERRATED SIDE PLATE KIT

For handling material of particular shapes.



24 MONTH
WARRANTY



MULTI-PURPOSE BLADE KIT

For handling material of particular shapes.



RUBBER PROTECTION KIT

For handling blocks of linear and delicate material.



CLAM SHELL KIT

For picking up and moving small material.



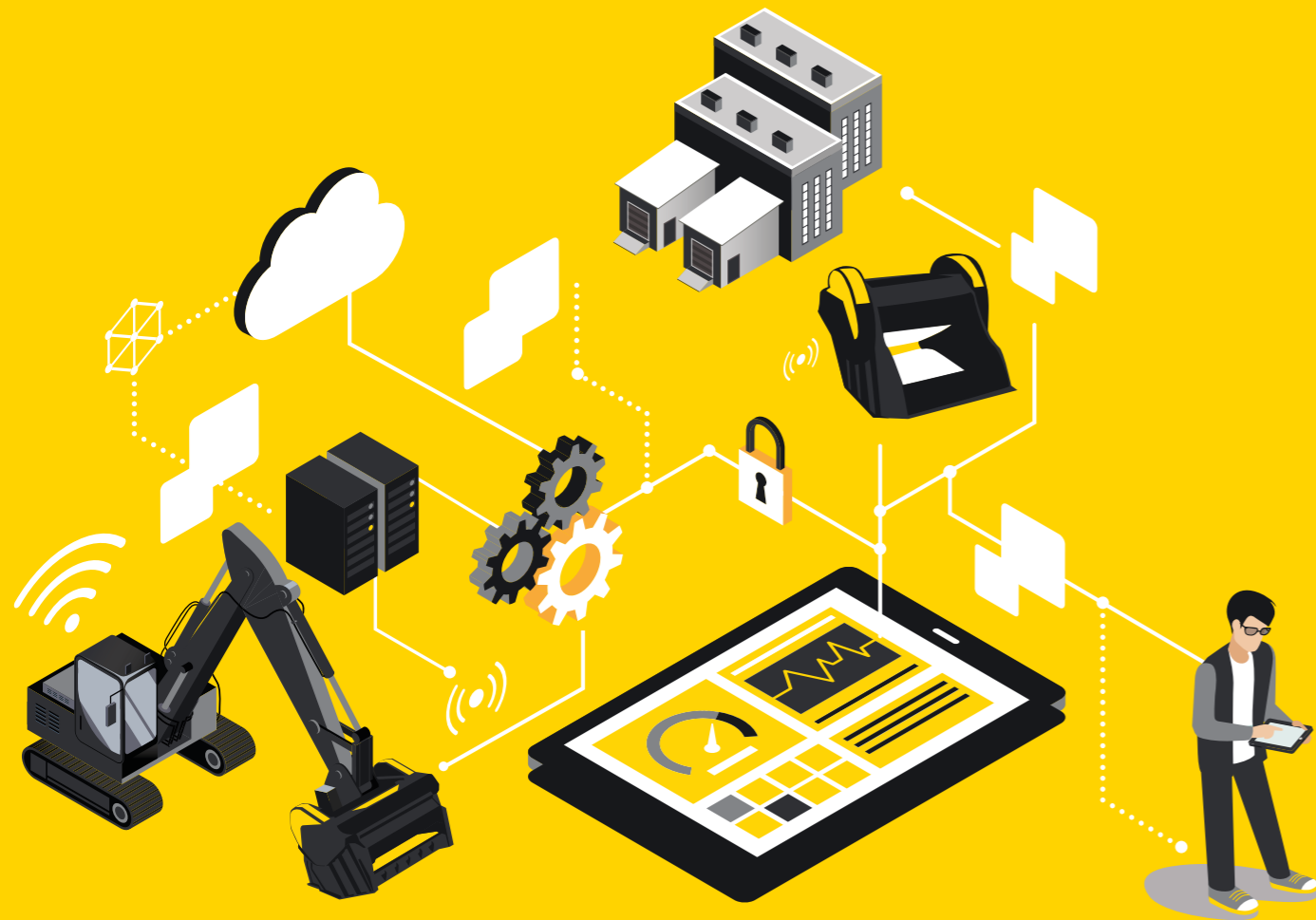
GRIP IMPROVEMENT KIT

To easily handle materials of particular weights and shapes, better grip and more control.



SMART REMOTE CONTROL

With the **innovative MB CRUSHER** solution you are able to **keep track of the product and its conditions** of use in real time.



SMARTER



SAFER AND MORE COMPETITIVE



EASIER TO USE

ONLY AVAILABLE ON SELECT MODELS

MB CRUSHER WORLDWIDE



MB S.p.A. (Headquarters)

Via Astico, 30/A - 36030 Fara Vicentino (VI) Italia
 ☎ +39 0445 308148
 ☎ +39 0445 308179
 ✉ info@mbcrusher.com

MB S.p.A. (Production)

Via Astico, 30 - 36030 Fara Vicentino (VI) Italia
 ☎ +39 0445 308148
 ☎ +39 0445 850335
 ✉ info@mbcrusher.com

MB S.p.A. (Logistic center)

Via Astico, 34 - 36030 Fara Vicentino (VI) Italia
 ☎ +39 0445 308148
 ☎ +39 0445 850335
 ✉ shipping@mbcrusher.com



MB FRANCE SARL

320 Rue Saint Honoré - 75001 Paris (Siège social)
 71 Rue Jean Zay - 69800 Saint Priest (Bureaux commerciaux)
 ☎ 0800907761
 ☎ +33 04 26074292
 ✉ info@mbfrance.fr



MB CRUSHER INDIA PVT. LTD.

Office No. 323, 3rd Floor, Lodha Supremus Tower 2,
 Wagle Estate, Road No. 22, Thane - West,
 Thane - 400604, Maharashtra
 ☎ +91 22 4970 6759
 ✉ info@mbcrusher.in



MB DEUTSCHLAND GMBH

Linprunstraße 49, D-80335 München (Hauptsitz)
 Im Greut 10, 72406 Bisingen (Zentrallager)
 ☎ 08007237174
 ☎ +49 (0) 74789290529
 ✉ info@mbcrusher.de



MB SHANGHAI 磨宝商贸(上海)有限公司

中国(上海)自由贸易试验区德堡路38号2幢三层311-21室
 ☎ +86 21 543 76037
 ✉ info@mbcrusher.cn



MB RUS 000 «МБ РУС»

127030, Г. МОСКВА, УЛ СУЩЕВСКАЯ, Д. 21, ЭТАЖ 5,
 ПОМЕЩ./ОФИС 1/502 (головной офис)
 620049, Екатеринбург, пер. Автоматики, д.3
 (обособленное подразделение)
 ☎ 8-800-100-94-37
 ✉ info@mbcrusher.ru



MB CRUSHER DO BRASIL Comercio de equipamentos Ltda

Av. Das Nações Unidas, 14401 Torre C2 Tarumã CJ 2716
 04794-000 São Paulo SP
 ☎ +55 11 9981 31065
 ✉ info@mbcrusher.com.br



MB AMERICA, INC.

8730 Technology Way, Reno, NV, 89521 (Headquarters)
 1203 E. Mountain St., Kernersville, NC, 27284 (Branch Office)
 855 MB CRUSH (855 622 7874)
 775 853 1058 (Headquarters)
 336 663 6373 (Branch Office)
 775 455 4196
 ✉ info@mbamerica.com



MB JAPAN 株式会社

〒352-0023 埼玉県新座市堀ノ内1-5-35 (新座本社)
 〒650-0024 兵庫県神戸市中央区海岸通5
 商船三井ビル617 (神戸オフィス)
 ☎ 048-423-2298 (新座本社)
 ☎ 078-381-5960 (神戸オフィス)
 ☎ 048-611-7865
 ✉ info@mbcrusher.jp



COMPANY WITH
QUALITY SYSTEM
CERTIFIED BY DNV
ISO 9001

HARDOX[®]

WELD
ORGANISMO DI CERTIFICAZIONE
SALDATORI QUALIFICATI
ISO 9606-1



MBCRUSHER.COM

